


# RailFX® Custom System Overview

## RailFX® Custom Aluminum Rail with Cable



### Rail Overview

Manufactured using aircraft grade aluminum, RailFX® Aluminum Rail and Cable System has been designed, engineered and tested specifically for use with cable and is approved in all 50 states. The aluminum framework and stainless steel cable allows for railings to be lightweight, while still retaining exceptional durability. Railings will not rust, rot, warp, or split and require minimal user maintenance.

### Rail Guidelines

To comply with engineering and testing **posts must be spaced no more than 60" on center**. Cables are spaced at 3-3/16" on center to keep the cable from deflecting beyond 4" to meet code. Single or double posts can be used to create a 90 degree corner for surface mount or fascia mount w/ bracket applications. Two corner posts are required for Direct Mount fascia applications. Cable can either terminate at the corner or run continuously through a single corner. Top rail is required for all installations.

### Posts - Surface or Fascia Mount

RailFX® posts for level and stair railings are all predrilled and ready for cable installation. Stairs posts do not come with base plates attached so posts can be placed and mounted where desired for maximizing installation flexibility. All posts are available for surface mount or fascia mount and available for 36" and/or 42" rail heights.

### Top Rails

There are 3 styles of top rail that RailFX® railing utilizes:

**Series 200** is a contemporary flat top rail most often used for level applications. Can be used for stairs with the addition of a secondary handrail system.

**Series 250** is a square profile that qualifies as a graspable rail and is most commonly used for stairs.

**Series 400** is a flat top rail that is designed to accept a wood or composite cap rail.

### Available Colors:

Colors shown are approximate representation



Black



Bronze



White



Silver

Features AAMA 2604 Powder Coat Finish

## RailFX<sup>®</sup> - Aluminum Rail System for Cable Railing



RailFX<sup>®</sup> Aluminum Rail and Cable - Bronze - Series 200 Top Rail

### Cable Railing Kits for Aluminum Rail



224 SERIES

### Outside of Post to Outside of Post Rail Kit - Aluminum Rail System for 2-3/8" Posts

Sold in kits.

Cable railing kit, made from 1/8" high quality 316 grade stainless steel. Includes 1 strand of cable with one swaged end, applicable washers, Invisiware<sup>®</sup> receiver, Pull-Lock<sup>™</sup> end fitting and end cap. Minimum 3" clearance between end post and structure is required.

### Individual Cable Kits

- Item #: 22405 - 5' Cable Kit
- Item #: 22410 - 10' Cable Kit
- Item #: 22415 - 15' Cable Kit
- Item #: 22420 - 20' Cable Kit
- Item #: 22425 - 25' Cable Kit
- Item #: 22430 - 30' Cable Kit
- Item #: 22440 - 40' Cable Kit
- Item #: 22450 - 50' Cable Kit
- Item #: 22460 - 60' Cable Kit
- Item #: 22470 - 70' Cable Kit




INVISIWARE<sup>®</sup> RECEIVER



PULL-LOCK<sup>™</sup> END FITTING

### 10 Pack Cable Contractor Packs

- Item #: 22405-10 - 5' Cable Kits
- Item #: 22410-10 - 10' Cable Kits
- Item #: 22415-10 - 15' Cable Kits
- Item #: 22420-10 - 20' Cable Kits
- Item #: 22425-10 - 25' Cable Kits
- Item #: 22430-10 - 30' Cable Kits



**ACTUAL FREIGHT CHARGES WILL BE APPLIED TO RAILFX® ORDERS**



RailFX® Aluminum Rail and Cable - Black - Series 200 Top Rail

## RailFX® Series 200 Top Rail



Available in:

Black

Bronze

White

Silver

### Series 200 Top Rail

Sold in any quantity.

**3-1/2" x 1-7/8" x 94"** Series 200 aluminum top rail. Join multiple rails together with splices to achieve any length required. Field trimmable with carbide blade. Includes bottom finishing plate for clean look.

**End plate sold separately.**

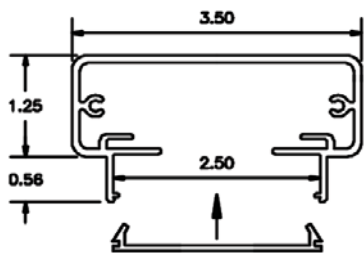
### 94" Top Rail (3-1/2" x 1-7/8" x 94")

Item #: FXTR200BLKKIT8 - Black

Item #: FXTR200BRZKIT8 - Bronze

Item #: FXTR200WHTKIT8 - White

Item #: FXTR200SILKIT8 - Silver



Available in:

Black

Bronze

White

Silver

### Series 200 Top Rail End Plate

Sold in any quantity.

Aluminum end plate required to cap series 200 top rail ends for a finished look. Includes 2 color matched screws.

Item #: FXEP200BLK - Black

Item #: FXEP200BRZ - Bronze

Item #: FXEP200WHT - White

Item #: FXEP200SIL - Silver



**ACTUAL FREIGHT CHARGES WILL BE APPLIED TO RAILFX® ORDERS**

## RailFX® Series 200 Rail Splices



Available in:  
Aluminum

### Straight Splice - 200 Series

Sold in any quantity.

9" long splice joins straight sections of series 200 top rail to make any length run. Splices can be used between posts or directly on top of posts. Installs using 8 - #10 x 3/4" self-drilling screws (Not Included)

Item #: FXSPL200 - Straight Splice



Available in:  
Aluminum

### Universal Splice - 200 Series

Sold in any quantity.

Universal Level Splice for 200 Series top rail adjusts to accommodate for any angle from 0° - 90°. Requires miter cutting of top rail. Installs using 8 - #10 x 3/4" self-drilling screws (Not Included)


Item #: FXSPL200UNIVERSL - Universal Splice 200



Bottom Side



Top Side



Bottom Side



Available in:  
Aluminum

### Notched Splice for Stairs - 200 Series


Sold in any quantity.

For continuous level to stair transition. Bends to accommodate any angle from 0° - 38°. Requires miter cutting of top rail. Installs using 8 - #10 x 3/4" self-drilling screws (Not Included)

Item #: FXSPLST - Notched Splice



**ACTUAL FREIGHT CHARGES WILL BE APPLIED TO RAILFX® ORDERS**



RailFX® Aluminum Rail and Cable - Black - Series 400 w/ Wood Cap Rail

## RailFX® Series 400 Top Rail



Available in:

Black

Bronze

White

Silver

### Series 400 Top Rail for Wood Cap Rail

Sold in any quantity.

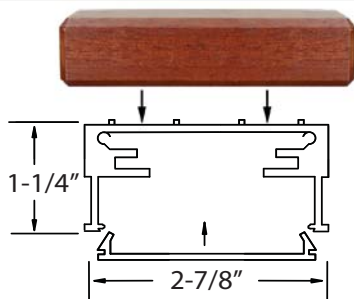
**2-7/8" x 1-1/4" x 94"** Series 400 aluminum rail cap for attaching wood/composite top rail. Field trimmable with carbide blade. Includes bottom finishing plate. Series 400 top rail is designed to allow for the attachment of a wood or composite cap rail. Cap rail **MUST add 1/2"** to overall rail height to reach required rail heights for both 36" and 42" rails.

### 94" Top Rail (2-7/8" x 1-1/4" x 94")

Item #: FXTR400BLK8KIT - Black  
Item #: FXTR400BRZ8KIT - Bronze  
Item #: FXTR400WHT8KIT - White  
Item #: FXTR400SIL8KIT - Silver



\*Wood cap rail not included



Available in:

Black

Bronze

White

Silver

### Series 400 Top Rail End Plate

Sold in any quantity.

Aluminum end plate required to cap series 400 top rail ends for a finished look. Includes 2 color matched screws.

Item #: FXEP400BLK - Black  
Item #: FXEP400BRZ - Bronze  
Item #: FXEP400WHT - White  
Item #: FXEP400SIL - Silver



**ACTUAL FREIGHT CHARGES WILL BE APPLIED TO RAILFX® ORDERS**

## RailFX® Series 400 Rail Splices



Available in:

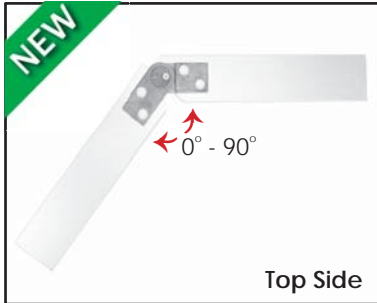
Aluminum

### Straight Splice - 400 Series

Sold in any quantity.

9" long splice joins straight sections of series 400 top rail to make any length run. Splices can be used between posts or directly on top of posts. Installs using 8 - #10 x 3/4" self-drilling screws (Not Included)

Item # FXSPL400LEVEL



Available in:


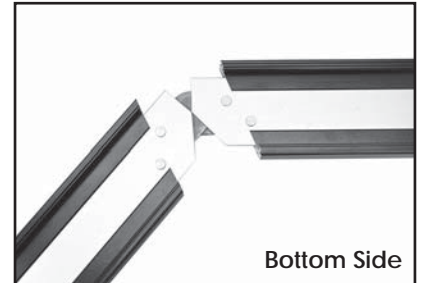
Aluminum

### Universal Splice - 400 Series

Sold in any quantity.

Universal Level Splice for 400 Series top rail adjusts to accommodate for any angle from 0° - 90°. Requires miter cutting of top rail. Installs using 8 - #10 x 3/4" self-drilling screws (Not Included)

Item #: FXSPL400UNIVERSL - Universal Splice 400



Available in:

Aluminum

### Stair Splice - 400 Series

Sold in any quantity.

For continuous level to stair transition. Bends to accommodate any angle from 0° - 38°. Requires miter cutting of top rail. Installs using 8 - #10 x 3/4" self-drilling screws (Not Included)

Item # FXSPL400STAIR

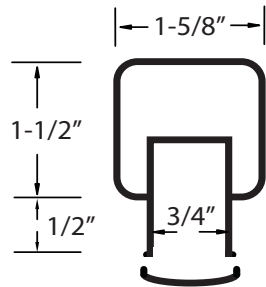


ACTUAL FREIGHT CHARGES WILL BE APPLIED TO RAILFX® ORDERS



RailFX® Aluminum Rail and Cable - Silver - Series 250 (Graspable Stair)

**RailFX® Series 250 Graspable Top Rail for Stair**



- Available in:
- Black
  - Bronze
  - White
  - Silver

**Series 250 Top Rail for Stairs**

Sold in any quantity.

2" x 1-5/8" x 94" Series 250 aluminum top rail. Qualifies as continuous graspable handrail when used with intermediate post fitting. Field trimmable with carbide blade. Includes bottom finishing plate for clean look. Requires IPF fitting for mounting over the post. **End plate sold separately.**

**94" Top Rail (2" x 1-5/8" x 94")**

- Item #: FXTR250BLK8KIT - Black
- Item #: FXTR250BRZ8KIT - Bronze
- Item #: FXTR250WHT8KIT - White
- Item #: FXTR250SIL8KIT - Silver



- Available in:
- Black
  - Bronze
  - White
  - Silver

**Series 250 Top Rail End Plate**

Sold in any quantity.

Aluminum end plate required to cap series 250 top rail ends for a finished look. Use adhesive to attach to rail.

- Item #: FXEP250BLK - Black
- Item #: FXEP250BRZ - Bronze
- Item #: FXEP250WHT - White
- Item #: FXEP250SIL - Silver



**ACTUAL FREIGHT CHARGES WILL BE APPLIED TO RAILFX<sup>®</sup> ORDERS**



Available in:

- Black
- Bronze
- White
- Silver

### Intermediate Post Fitting (IPF)

Sold in any quantity.

Used on stair posts for over the post mounting style of series 250 top rail. Fitting attaches to the top of post and allows for top rail to be installed at any angle. Measures 3/4" W x 1-1/2" L x 2" H.

- Item #: FXIPFSETBLK - Black
- Item #: FXIPFSETBRZ - Bronze
- Item #: FXIPFSETWHT - White
- Item #: FXIPFSETSIL - Silver



Available in:


- Aluminum

### Rail Connector Block

Sold in any quantity.

Used to terminate series 250 top rail into post. It can also be used to splice series 250 top rail together. When splicing, use 8 color matched screws to secure in place (Not Included). Can be used for level and stair applications. Screws included.

- Item #: FXRCB12 - 12" Connector Block
- Item #: FXRCB1 - 1" Connector Block



Available in:

- Black
- Bronze
- White
- Silver

### Series 250 End Plate Bracket

Sold in any quantity.

Aluminum end plate bracket used to connect series 250 top rails to series 200 top rail when using a single corner post at the top of a stair run. Allows for single corner post use and the use of series 250 graspable top rail for stairs. Includes 4 color matched screws.

- Item #: FXEPB250BLK - Black
- Item #: FXEPB250BRZ - Bronze
- Item #: FXEPB250WHT - White
- Item #: FXEPB250SIL - Silver



Item #: FXRCB1 - 1" Connector Block





**ACTUAL FREIGHT CHARGES WILL BE APPLIED TO RAILFX® ORDERS**



Available in:

- Black
- Bronze
- White
- Silver

### Series 400 End Plate Bracket

Sold in any quantity.

Aluminum end plate bracket used to connect series 250 top rails to series 400 top rail when using a single corner post at the top of a stair run. Allows for single corner post use and the use of series 250 graspable top rail for stairs. Includes 4 color matched screws.

- Item #: FXEPB400BLK - Black
- Item #: FXEPB400BRZ - Bronze
- Item #: FXEPB400WHT - White
- Item #: FXEPB400SIL - Silver

Item #: FXRCB1 - 1" Connector Block



Available in:

- Black
- Bronze
- White
- Silver


### Series 200 Extended End Plate

Sold in any quantity.

Aluminum extended end plate used to connect series 250 top rails to series 200 top rail. Allows for the top rails to transition from level to stair when running cable in-line through a single post at the top of a stair run. Includes 2 color matched screws.

- Item #: FXEXP200BLK - Black
- Item #: FXEXP200BRZ - Bronze
- Item #: FXEXP200WHT - White
- Item #: FXEXP200SIL - Silver

Item #: FXRCB1 - 1" Connector Block



**ACTUAL FREIGHT CHARGES WILL BE APPLIED TO RAILFX® ORDERS**



Available in:

Black

Bronze

White

Silver


## Series 400 Extended End Plate

Sold in any quantity.

Aluminum extended end plate used to connect series 250 top rails to series 400 top rail. Allows for the top rails to transition from level to stair when running cable in-line through a single post at the top of a stair run. Includes 2 color matched screws.

Item #: FXEXP400BLK - Black  
Item #: FXEXP400BRZ - Bronze  
Item #: FXEXP400WHT - White  
Item #: FXEXP400SIL - Silver

Item #: FXRCB1 - 1" Connector Block



Available in:

Black

Bronze

White


Silver

## Series 200 End Plate Bracket

Sold in any quantity.

Aluminum end plate bracket used to connect series 200 top rails perpendicularly. Used at the top of the stair where the level and stair rails meet at 90 degrees. Allows for single corner post use at top of stairs. Can also be used for level 90 degree connections. Includes 4 color matched screws.

Item #: FXEPB200BLK - Black  
Item #: FXEPB200BRZ - Bronze  
Item #: FXEPB200WHT - White  
Item #: FXEPB200SIL - Silver



ACTUAL FREIGHT CHARGES WILL BE APPLIED TO RAILFX® ORDERS

## RailFX® Top Post Plates to Attach Wood Cap Rail



Available in:

Black

Bronze

White

Silver

### Level Top Plate

Sold in any quantity.

Plate mounts to the top of level posts to accommodate various top rails to be attached. Top rail must be structural and meet code requirements. Measures 3" x 5" x 3/8". Includes hardware to attach to post. Use T40 torx bit for installation.

Item #: **FXTP3X5L2HBLK** - Black  
Item #: **FXTP3X5L2HBRZ** - Bronze  
Item #: **FXTP3X5L2HWHT** - White  
Item #: **FXTP3X5L2HSIL** - Silver



Available in:

Black

Bronze

White

Silver

### Corner Top Plate

Sold in any quantity.

Plate mounts to the top of level corner posts to accommodate various top rails to be attached. Top rail must be structural and meet code requirements. Measures 5" x 5" x 3/8". Includes hardware to attach to post. Use T40 torx bit for installation.

Item #: **FXTPCORNER2HBLK** - Black  
Item #: **FXTPCORNER2HBRZ** - Bronze  
Item #: **FXTPCORNER2HWHT** - White  
Item #: **FXTPCORNER2HSIL** - Silver



Available in:

Black

Bronze

White


Silver

### Stair Top Plate

Sold in any quantity.

Plate mounts to the top of stair posts to accommodate various top rails to be attached. Top rail must be structural and meet code requirements. Measures 3" x 5" x 3/8". Includes hardware to attach to post. Use T40 torx bit for installation.

Item #: **FXTP3X5S1HBLK** - Black  
Item #: **FXTP3X5S1HBRZ** - Bronze  
Item #: **FXTP3X5S1HWHT** - White  
Item #: **FXTP3X5S1HSIL** - Silver



Available in:

Black

Bronze

White

Silver

### Adjustable Top Plate

Sold in any quantity.

Adjustable plate mounts to the top of post to accommodate various top rails to be attached. Articulating plate can adjust up / down and pivot at angle. Can be used for level or stair applications. Top rail must be structural and meet code requirements. Includes hardware to attach to post. Mounting plate measures 1-1/2" W x 5" L.

Item #: **FXIPFADJSETBLK** - Black  
Item #: **FXIPFADJSETBRZ** - Bronze  
Item #: **FXIPFADJSETWHT** - White  
Item #: **FXIPFADJSETSIL** - Silver



**ACTUAL FREIGHT CHARGES WILL BE APPLIED TO RAILFX® ORDERS**

## RailFX® Surface Mount Posts



Available in:

Black

Bronze

White

Silver

### Surface Mount End Post - Pre-Drilled

Sold in any quantity.

2-3/8" Square surface mount post with 5" base plate. Base plate has 3/8" holes spaced 3-3/4" on center for fasteners. Pre-drilled at 3-3/16" on center spacing w/ 29/64" holes. 10 holes for 36" rail, 12 holes for 42" rail. Engineered to meet code with posts at 60" on center spacing. Includes 4 ea. bolt cap covers. **Fasteners sold separately.**

#### 36" Rail Height (2-3/8" x 35")

Item #: FXCEP200BLK35KIT - Black  
Item #: FXCEP200BRZ35KIT - Bronze  
Item #: FXCEP200WHT35KIT - White  
Item #: FXCEP200SIL35KIT - Silver

#### 42" Rail Height (2-3/8" x 41")

Item #: FXCEP200BLK41KIT - Black  
Item #: FXCEP200BRZ41KIT - Bronze  
Item #: FXCEP200WHT41KIT - White  
Item #: FXCEP200SIL41KIT - Silver

Base Plate Post Skirts are Available  
See page 141



Available in:

Black

Bronze

White

Silver

### Surface Mount Intermediate Post - Pre-Drilled

Sold in any quantity.

2-3/8" Square surface mount post with 5" base plate. Base plate has 3/8" holes spaced 3-3/4" on center for fasteners. Pre-drilled at 3-3/16" on center spacing w/ 5/32" holes. 10 holes for 36" rail, 12 holes for 42" rail. Engineered to meet code with posts at 60" on center spacing. Includes 4 ea. bolt cap covers. **Fasteners sold separately.**

#### 36" Rail Height (2-3/8" x 35")

Item #: FXCIP200BLK35KIT - Black  
Item #: FXCIP200BRZ35KIT - Bronze  
Item #: FXCIP200WHT35KIT - White  
Item #: FXCIP200SIL35KIT - Silver


#### 42" Rail Height (2-3/8" x 41")

Item #: FXCIP200BLK41KIT - Black  
Item #: FXCIP200BRZ41KIT - Bronze  
Item #: FXCIP200WHT41KIT - White  
Item #: FXCIP200SIL41KIT - Silver

Base Plate Post Skirts are Available  
See page 141



**ACTUAL FREIGHT CHARGES WILL BE APPLIED TO RAILFX® ORDERS**



Available in:

- Black
- Bronze
- White
- Silver

## Surface Mount Single Corner Post - Pre-Drilled

Sold in any quantity.

2-3/8" Square surface mount post with 5" base plate. Base plate has 3/8" holes spaced 3-3/4" on center for fasteners. Pre-drilled at 3-3/16" on center spacing w/ 1/4" holes. 10 holes for 36" rail, 12 holes for 42" rail. Engineered to meet code with posts at 60" on center spacing. Includes 4 ea. bolt cap covers and round internal tube. **Fasteners sold separately.**


### 36" Rail Height (2-3/8" x 35")

Item #: FXCCP200BLK35KIT - Black  
Item #: FXCCP200BRZ35KIT - Bronze  
Item #: FXCCP200WHT35KIT - White  
Item #: FXCCP200SIL35KIT - Silver

### 42" Rail Height (2-3/8" x 41")

Item #: FXCCP200BLK41KIT - Black  
Item #: FXCCP200BRZ41KIT - Bronze  
Item #: FXCCP200WHT41KIT - White  
Item #: FXCCP200SIL41KIT - Silver

Base Plate Post Skirts are Available  
See next page



Available in:

- Black
- Bronze
- White
- Silver

## Pre-Drilled Post for Stair Applications

Sold in any quantity.

2-3/8" Square Pre-drilled stair post for cable system. Due to many variables in stairs, these posts do not come with base plate attached. This allows post to be placed, adjusted and mounted where desired. Stair post holes are slotted and drilled at 3-3/16" on center and offset to allow cables to pass through at the angle of the stair. 46" length allows post to be cut to appropriate height.

### 36" Rail Height (2-3/8" x 46")

Item #: FXFMSCIP200BLK46 - Black  
Item #: FXFMSCIP200BRZ46 - Bronze  
Item #: FXFMSCIP200WHT46 - White  
Item #: FXFMSCIP200SIL46 - Silver

### 42" Rail Height (2-3/8" x 52")

Item #: FXFMSCIP200BLK52 - Black  
Item #: FXFMSCIP200BRZ52 - Bronze  
Item #: FXFMSCIP200WHT52 - White  
Item #: FXFMSCIP200SIL52 - Silver

Requires Base Plate for Surface Mounting  
Reference next page



**ACTUAL FREIGHT CHARGES WILL BE APPLIED TO RAILFX® ORDERS**

## RailFX® Post Skirts & Base Plates



Available in:

Black

Bronze

White

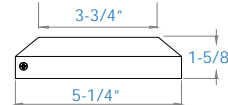
Silver

### Post Skirt

**Sold in any quantity.**

2 Piece post skirt to cover standard 5" x 5" post baseplate and hardware. Measures 5-1/4" x 1-5/8" with 2-3/8" opening.

Item # FXSKIRTLBK - Black  
Item # FXSKIRTBZR - Bronze  
Item # FXSKIRTWHT - White  
Item # FXSKIRTSIL - Silver



Available in:

Black

Bronze

White

Silver

### 5" x 5" Standard Base Plate

**Sold in any quantity.**

5" x 5" x 3/8" Aluminum base plate used to convert fascia posts to surface mount post for stair applications. Base plate has 3/8" holes spaced 3-3/4" on center for fasteners. Includes 4 ea. bolt cap covers and 4 ea. 5/16" x 2" stainless steel screws. Use T40 torx bit for installation.

Item #: FXBPBLKKIT - Black  
Item #: FXBPBRZKIT - Bronze  
Item #: FXBPWHTKIT - White  
Item #: FXBPSILKIT - Silver

Item # FXINSTKIT - Post Base Install Kit



Available in:

Black

Bronze

White

Silver

### 3" x 5" Narrow Base Plate

**Sold in any quantity.**

3" x 5" x 3/8" Aluminum base plate used to convert fascia posts to surface mount post. Base plate holes for fasteners are 3/8". Includes 4 ea. bolt cap covers and 4 ea. 5/16" x 2" stainless steel screws. Use T40 torx bit for installation. No post skirt option.

Item #: FXBP3X5BLKKIT - Black  
Item #: FXBP3X5BRZKIT - Bronze  
Item #: FXBP3X5WHTKIT - White  
Item #: FXBP3X5SILKIT - Silver

Item # FXINSTKIT - Post Base Install Kit



Available in:

Black

Bronze

White

Silver


### 3" x 7" Narrow Angle / Knee Wall Base Plate

**Sold in any quantity.**

3" x 7" x 3/8" Slotted, adjustable aluminum base plate used for 2x4 knee wall applications (32° - 38°). Base plate holes for fasteners are 3/8". Includes 4 ea. bolt cap covers and 4 ea. 5/16" x 2" stainless steel screws. Use T40 torx bit for installation. Requires grinding of bolt head for flush bottom. No post skirt option.


Item #: FXBP3X7KWBLKKIT - Black  
Item #: FXBP3X7KWBRZKIT - Bronze  
Item #: FXBP3X7KWWHTKIT - White  
Item #: FXBP3X7KWSILKIT - Silver

Item # FXINSTKIT - Post Base Install Kit



**ACTUAL FREIGHT CHARGES WILL BE APPLIED TO RAILFX® ORDERS**

## RailFX® Fascia Mount Posts and Brackets



Available in:

Black

Bronze

White

Silver

### Fascia Mount End Post - Pre-Drilled

Sold in any quantity.

2-3/8" Square fascia mount post for use as an end post. Pre-drilled at 3-3/16" on center spacing w/ 29/64" holes. 10 holes for 36" rail, 12 holes for 42" rail. Engineered to meet code with posts at 60" on center spacing. **Fascia brackets sold separately.**


#### 36" Rail Height (2-3/8" x 46")

Item #: FXFMCEP200BLK46 - Black  
Item #: FXFMCEP200BRZ46 - Bronze  
Item #: FXFMCEP200WHT46 - White  
Item #: FXFMCEP200SIL46 - Silver

#### 42" Rail Height (2-3/8" x 52")

Item #: FXFMCEP200BLK52 - Black  
Item #: FXFMCEP200BRZ52 - Bronze  
Item #: FXFMCEP200WHT52 - White  
Item #: FXFMCEP200SIL52 - Silver

\*Undrilled Post Available  
See Page 144



Available in:

Black

Bronze

White

Silver

### Fascia Mount Intermediate Post - Pre-Drilled

Sold in any quantity.

2-3/8" Square fascia mount post for use as an intermediate post. Pre-drilled at 3-3/16" on center spacing w/ 5/32" holes. 10 holes for 36" rail, 12 holes for 42" rail. Engineered to meet code with posts at 60" on center spacing. **Fascia brackets sold separately.**

#### 36" Rail Height (2-3/8" x 46")

Item #: FXFMCIP200BLK46 - Black  
Item #: FXFMCIP200BRZ46 - Bronze  
Item #: FXFMCIP200WHT46 - White  
Item #: FXFMCIP200SIL46 - Silver

#### 42" Rail Height (2-3/8" x 52")

Item #: FXFMCIP200BLK52 - Black  
Item #: FXFMCIP200BRZ52 - Bronze  
Item #: FXFMCIP200WHT52 - White  
Item #: FXFMCIP200SIL52 - Silver





\*Undrilled Post Available  
See Page 144



**ACTUAL FREIGHT CHARGES WILL BE APPLIED TO RAILFX® ORDERS**



Available in:

-  Black
-  Bronze
-  White
-  Silver

## Pre-Drilled - Fascia Mount Stair Post

Sold in any quantity.

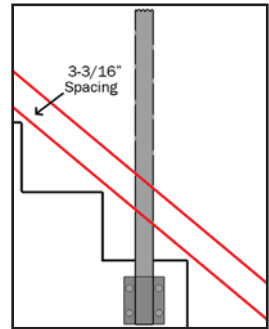
2-3/8" Square fascia mount post for use as an intermediate stair post. Stair post holes are slotted and drilled at 3-3/16" on center and offset to allow cables to pass through at the angle of the stair. **Fascia brackets sold separately.**

### 36" Rail Height (2-3/8" x 46")


- Item #: FXFMSCIP200BLK46 - Black
- Item #: FXFMSCIP200BRZ46 - Bronze
- Item #: FXFMSCIP200WHT46 - White
- Item #: FXFMSCIP200SIL46 - Silver

### 42" Rail Height (2-3/8" x 52")





- Item #: FXFMSCIP200BLK52 - Black
- Item #: FXFMSCIP200BRZ52 - Bronze
- Item #: FXFMSCIP200WHT52 - White
- Item #: FXFMSCIP200SIL52 - Silver



\*Undrilled Post Available  
See Page 144



Available in:

-  Black
-  Bronze
-  White
-  Silver

## Fascia Mount Single Corner Post - Pre-Drilled

Sold in any quantity.

2-3/8" Square fascia mount post for use as a single corner post. Pre-drilled at 3-3/16" on center spacing w/ 1/4" holes. 10 holes for 36" rail, 12 holes for 42" rail. Includes round internal tube. Engineered to meet code with posts at 60" on center spacing. **Fascia brackets sold separately.**

### 36" Rail Height (2-3/8" x 46")

- Item #: FXFMCCP200BLK46 - Black
- Item #: FXFMCCP200BRZ46 - Bronze
- Item #: FXFMCCP200WHT46 - White
- Item #: FXFMCCP200SIL46 - Silver

### 42" Rail Height (2-3/8" x 52")

- Item #: FXFMCCP200BLK52 - Black
- Item #: FXFMCCP200BRZ52 - Bronze
- Item #: FXFMCCP200WHT52 - White
- Item #: FXFMCCP200SIL52 - Silver







\*Undrilled Post Available  
See Page 144



**ACTUAL FREIGHT CHARGES WILL BE APPLIED TO RAILFX® ORDERS**



Available in:

-  Black
-  Bronze
-  White
-  Silver

## Undrilled Post

Sold in any quantity.

2-3/8" x 52" Square post works for 36" and/or 42" rail heights. Post can be used for fascia mount and/or surface mount applications. Base plate sold separately for surface mount.





### 52" Undrilled Post (2-3/8" x 52")

- Item #: FXFMP200BLK52 - Black
- Item #: FXFMP200BRZ52 - Bronze
- Item #: FXFMP200WHT52 - White
- Item #: FXFMP200SIL52 - Silver

**Requires Base Plate for Surface Mounting**  
[See Page 141](#)



Available in:

-  Black
-  Bronze
-  White
-  Silver

## 6" Fascia Bracket

Sold in any quantity.

Mounts 2-3/8" post to deck fascia. Bracket offsets post 1-1/4" out from fascia. Includes 4 fascia screws, 4 bolt cap covers and 1 bottom plate w/ screws. Mounting hardware is not included.

- Item # FXFMIPB200BLK - Black
- Item # FXFMIPB200BRZ - Bronze
- Item # FXFMIPB200WHT - White
- Item # FXFMIPB200SIL - Silver



Available in:

-  Black
-  Bronze
-  White
-  Silver

## Fascia Bracket - Single Outside Corner

Sold in any quantity.

Mounts 2-3/8" post to deck fascia for an outside corner. Bracket offsets post 1-1/4" out from fascia. Includes 4 fascia screws, 4 bolt cap covers and 1 bottom plate w/ screws. Mounting hardware is not included.

- Item # FXFMOCBSINGLEBLK - Black
- Item # FXFMOCBSINGLEBRZ - Bronze
- Item # FXFMOCBSINGLEWHT - White
- Item # FXFMOCBSINGLELIL - Silver



**ACTUAL FREIGHT CHARGES WILL BE APPLIED TO RAILFX® ORDERS**



Available in:

Black

Bronze

White

Silver

## Fascia Bracket - Inside Corner

Sold in any quantity.

Mounts 2-3/8" post to deck fascia for an inside corner. Bracket offsets post 1-1/4" out from fascia. Includes 4 fascia screws, 4 bolt cap covers and 1 bottom plate w/ screws. Mounting hardware is not included.

Item #: FXFMICBSINGLEBLK - Black  
Item #: FXFMICBSINGLEBRZ - Bronze  
Item #: FXFMICBSINGLEWHT - White  
Item #: FXFMICBSINGLESIL - Silver



Available in:

Black

Bronze

White


Silver

## Fascia Bracket - Double Outside Corner

Sold in any quantity.

Mounts 2-3/8" posts to deck fascia. This bracket is required to maintain 4" spacing on outside corners when using 2 posts. Bracket offsets post 1-1/4" out from fascia. Includes 8 fascia screws, 4 bolt cap covers and 2 bottom plates w/ screws. Mounting hardware is not included.

Item #: FXFMOCB200BLK - Black  
Item #: FXFMOCB200BRZ - Bronze  
Item #: FXFMOCB200WHT - White  
Item #: FXFMOCB200SIL - Silver



Available in:

Black

Bronze

White

Silver

## Direct Mount Fascia Post Kit

Sold in any quantity.

Components needed to flush mount 2-3/8" post directly to deck fascia. Includes 2 ea. 7" lag screws, 2 ea. bolt cap covers w/ cup washer, 2 ea. 10" flat infill, and 1 ea. bottom cover plate w/ screws.

Item # FXFMFINSTKITBLK - Black  
Item # FXFMFINSTKITBRZ - Bronze  
Item # FXFMFINSTKITWHT - White  
Item # FXFMFINSTKITSIL - Silver



RailFX® Aluminum Rail and Cable w/ Fascia Mount Brackets - Black

ACTUAL FREIGHT CHARGES WILL BE APPLIED TO RAILFX® ORDERS

## RailFX® Under Rail Lighting System

### Series 200 Top Rail



Available in:

- Black
- Bronze
- White
- Silver

### Series 200 Top Rail

Sold in any quantity.

3-1/2" x 1-7/8" x 94" Series 200 aluminum top rail. Join multiple rails together with splices to achieve any length required. Field trimmable with carbide blade. Infill for lighting sold separately, see below.

End plate sold separately.

#### 8' Top Rail (3-1/2" x 1-7/8" x 94")

- Item #: FXTR200BLKKIT8 - Black
- Item #: FXTR200BRZKIT8 - Bronze
- Item #: FXTR200WHTKIT8 - White
- Item #: FXTR200SILKIT8 - Silver



Available in:

- Black
- Bronze
- White
- Silver

### 60" Top Rail Lighting Infill

Sold in any quantity.

Infill installs into the bottom of series 200 top rail. Designed with a channel that allows for lighting to be added. Lights and diffuser lens sold separately (See next page). Field trimmable with carbide blade.

- Item #: FXFIG200BLK5 - Black
- Item #: FXFIG200BRZ5 - Bronze
- Item #: FXFIG200WHT5 - White
- Item #: FXFIG200SIL5 - Silver



**ACTUAL FREIGHT CHARGES WILL BE APPLIED TO RAILFX<sup>®</sup> ORDERS**



## DekPro<sup>TM</sup> EFFEX LED Light Strip


Sold in any quantity.

Light strip uses 3M adhesive backing to attach to inside of infill channel. Trimmable to length in 2" increments. Features 2 quick connect leads for easy wiring.

Item #: DP5L55 - 55" Strip Light (4.5 Watts)



DekPro Quick Connect System



## 60" Diffuser Lens

Sold in any quantity.

Diffuser lens snaps onto rail to produce a soft, even light that illuminates cables and deck surface.

Item #: FXFILENS60 - 60" Diffuser Lens



## DekPro<sup>TM</sup> EFFEX Transformer Kit

Sold in any quantity.

Kit includes 1 Outdoor DC output transformer w/ Quick Connect lead, 1 timer / photo cell, 1 dimmer with remote control, 1 Y-splitter and 1 - 9' Quick Connect wire. Dimmer draws **2.5 watts**. Determine correct transformer size by adding up wattage of all fixtures. Total wattage should not exceed 80% of the capacity of the transformer. (100 watt transformer has two outputs).

Item # DP36WTRANSKIT - 36 watt transformer kit  
Item # DP60WTRANSKIT - 60 watt transformer kit  
Item # DP100WTRANSKIT - 100 watt transformer kit



DekPro Quick Connect System



## DekPro<sup>TM</sup> EFFEX 9' Quick Connect Cable

Sold in any quantity.

9' Cables come with water tight Quick Connect fittings on each end. Cables connect into DekPro<sup>TM</sup> EFFEX lighting components. Used when running wiring through top rail of aluminum railing system (i.e. DekPro<sup>TM</sup> Prestige)

Item # DP9CABLEMF



DekPro Quick Connect System

ACTUAL FREIGHT CHARGES WILL BE APPLIED TO RAILFX® ORDERS

## RailFX® Accessories



Available in:

Black

Bronze

White

Silver

### Bolt Cap Cover Kit - Replacement

Sold in packs of 4.

Covers lag screw heads for a clean, finished look. Includes nylon cap and stainless steel cup washer.

Item #: FXBOLTCAPBLKKIT - Black  
Item #: FXBOLTCAPBRZKIT - Bronze  
Item #: FXBOLTCAPWHTKIT - White  
Item #: FXBOLTCAPSILKIT - Silver



5"

Available in:

Stainless Steel

### Stainless Steel Lag Screw for Post Base

Sold in any quantity.

3/8" Lag used to attach post base to deck or for mounting fascia posts. Use 9/16" socket.

Item #: FXSCREWLAG5 - 5" Lag Screw (Surface mount)  
Item #: FXSCREWLAG7 - 7" Lag Screw (Fascia mount w/o brackets)



7"



Available in:

Stainless Steel

### Fascia Bracket Screw - Replacement

Sold in any quantity.

#14 x 1" Hex head stainless steel fascia bracket screw. Use for securing post to fascia bracket. Requires 4 per bracket. Brackets come with screws - these are for replacement only. Use 3/8" socket.

Item #: FXSSFS - Fascia Screw



Available in:

Black

Bronze

White

Stainless Steel

### Color Matched Screws

Sold in 100 Pack.

#10 - 3/4" phillips head screw attaches top rail to posts, and also used for splices.

Item #: FXSCREWBKWK805 - Black  
Item #: FXSCREWBKZW805 - Bronze  
Item #: FXSCREWWHTW805 - White  
Item #: FXSCREWSSW805 - Stainless Steel

**ACTUAL FREIGHT CHARGES WILL BE APPLIED TO RAILFX<sup>®</sup> ORDERS**



- Available in:
- Absolute Black
  - Cocoa Bronze
  - Dream White
  - Silver

**DekPro™ EFFEX Vertical Post Light for RailFX Post**

Sold in any quantity.

EFFEX LED Vertical Post Light is great for illuminating decks or walkways. Includes 2 ea. - 3' Quick Connect leads. Draws **1 watts** per fixture. Measures 3-1/2"H x 1-3/4"W x 7/8"T. Light color - 3500.

- Item # DPPLABT - Absolute Black (Textured)
- Item # DPPLCBT - Cocoa Bronze (Textured)
- Item # DPPLDWT - Dream White (Textured)
- Item # DPPLSIL - Silver



See pages 248-249 for power and wiring options



- Available in:
- Black
  - Bronze
  - White
  - Silver

**2-3/8" Post Cap**

Sold in any quantity.

Use to finish 2-3/8" post. Use screws or epoxy to secure to post. Typically used if Series 250 top rails end into side of post.

- Item #: FXPCBLK - Black
- Item #: FXPCBRZ - Bronze
- Item #: FXPCWHT - White
- Item #: FXPCSIL - Silver



- Available in:
- Black
  - Bronze
  - White
  - Silver

**Touch-Up Paint**

Sold in any quantity.

Touch up paint available to cover up scratches and cuts from installation.

**Spray Can (6 oz)**

- Item #: FXPAINTBLK - Black
- Item #: FXPAINTBRZ - Bronze
- Item #: FXPAINTWHT - White
- Item #: FXPAINTSIL - Silver

**RailFX<sup>®</sup> Cable Installation Tools**



**Cable Cutters**

Sold in any quantity.

Cable cutter designed for clean, burr free cutting of 1/8" stainless steel cable.

- Item #: RFXC7HIT

**ACTUAL FREIGHT CHARGES WILL BE APPLIED TO RAILFX® ORDERS**



## Cable Gripping Pliers

Sold in any quantity.

Used to securely grip cable to avoid winding during installation which eliminates the most common issue of cables losing tension. Cable gripping pliers are recommended for professional installers.

Item #: RFXPLIERS

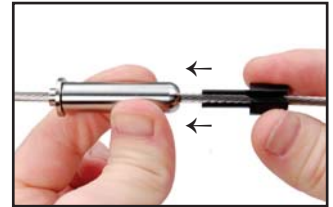


## Push Lock Release Key

Sold in any quantity.

Release key allows the release of an untensioned cable from Pull-Lock™ fitting. Also used to release fittings to aid installation.

Item #: RFXPLKEY/R



## Cable Lacing Needle

Sold in any quantity.

Used to pass 1/8" cable through posts without snagging / fraying during installation. Fits 3/16" diameter hole or larger.

Item # RFXNEEDLE - Cable Lacing Needle

Item # RFXNEEDLECURVED - Curved Lacing Needle



## Cable Pre-Tensioner Tool

Sold in any quantity.

Cable pre-tensioner tool is typically needed when using long runs of cable (Over 50') with multiple turns. This tool pulls the cables to tension to easily allow the installer to feed the cable into the non-tensioning cable fitting. Hand ratchet is used to rotate threaded rod to pull tension on the cable. **Do not** use power tools.

Item # FXPRETENSIONER01



ACTUAL FREIGHT CHARGES WILL BE APPLIED TO RAILFX® ORDERS



RailFX® Fascia Mount w/ Brackets



RailFX® Direct Mount Fascia Posts



RailFX® Adjustable Top Plate - Interior



RailFX® Under-Rail Lighting



RailFX® with Existing Wood Posts



RailFX® Series 400 / 250 Top Rail